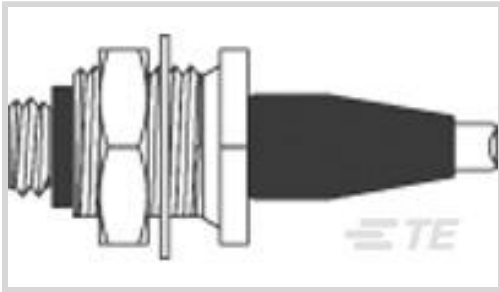




Connectors > RF Connectors > Coax Connectors



RF Interface: **SMB**
RF Connector Style: **Receptacle**
RF Connector Mated Outer Diameter (Approximate): **4.75 mm [.187 in]**
Impedance: **50 Ω**
RF Connector Coupling Mechanism: **Threaded**

Features

Product Type Features

Connector Shape	Circular
Connector Product Type	Connector Assembly
Connector Seal & Plug Type	Gasket
RF Interface	SMB
RF Connector Style	Receptacle
Sealable	Yes
Connector & Contact Terminates To	Wire & Cable

Configuration Features

Number of Positions	1
Number of Coaxial Contacts	1

Electrical Characteristics

Impedance	50 Ω
-----------	------

Body Features

Cable Connector Orientation	Straight
Body Material	Brass
Body Material Finish	Plated
Body Plating Material	Silver

Contact Features



RF Connector Center Contact Plating Material	Gold
RF Connector Center Contact Material	Beryllium Copper

Termination Features

Termination Method to Wire & Cable	Solder
------------------------------------	--------

Mechanical Attachment

Panel Mount Feature Type	Lockwasher and Nut
RF Connector Coupling Mechanism	Threaded
Connector Mounting Type	Panel Mount
RF Contact Captivation Method	Screw

Dimensions

Panel Thickness (Recommended)	3.56 mm[.14 in]
RF Connector Mated Outer Diameter (Approximate)	4.75 mm[.187 in]

Usage Conditions

Operating Temperature Range	-55 – 125 °C
-----------------------------	--------------

Packaging Features

Packaging Method	Package
------------------	---------

Other

Grade	Commercial
Dielectric Material	PTFE

Product Compliance

For compliance documentation, visit the product page on TE.com>

EU RoHS Directive 2011/65/EU	Not Compliant
EU ELV Directive 2000/53/EC	Not Compliant
China RoHS 2 Directive MIIT Order No 32, 2016	Restricted Materials Above Threshold
EU REACH Regulation (EC) No. 1907/2006	Current ECHA Candidate List: JAN 2024 (240) Candidate List Declared Against: JUNE 2023 (235) SVHC > Threshold: Pb (.4% in Component part) Article Safe Usage Statements: Do not eat, drink or smoke when using this product. Wash thoroughly after handling. Recycle if possible and dispose of the article by following all applicable governmental regulations relevant to your geographic location.
Halogen Content	Not Yet Reviewed for halogen content



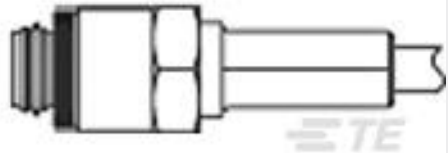
Solder Process Capability

Not lead free process capable

Product Compliance Disclaimer




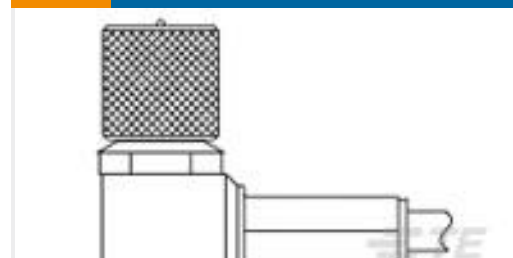



This information is provided based on reasonable inquiry of our suppliers and represents our current actual knowledge based on the information they provided. This information is subject to change. The part numbers that TE has identified as EU RoHS compliant have a maximum concentration of 0.1% by weight in homogenous materials for lead, hexavalent chromium, mercury, PBB, PBDE, DBP, BBP, DEHP, DIBP, and 0.01% for cadmium, or qualify for an exemption to these limits as defined in the Annexes of Directive 2011/65/EU (RoHS2). Finished electrical and electronic equipment products will be CE marked as required by Directive 2011/65/EU. Components may not be CE marked. Additionally, the part numbers that TE has identified as EU ELV compliant have a maximum concentration of 0.1% by weight in homogenous materials for lead, hexavalent chromium, and mercury, and 0.01% for cadmium, or qualify for an exemption to these limits as defined in the Annexes of Directive 2000/53/EC (ELV). Regarding the REACH Regulation, the information TE provides on SVHC in articles for this part number is based on the latest European Chemicals Agency (ECHA) 'Guidance on requirements for substances in articles' posted at this URL: <https://echa.europa.eu/guidance-documents/guidance-on-reach>

Compatible Parts



TE Part # 1467952-1
[131-0134-0001](#)

Customers Also Bought

<div></div> <div>TE Part #66099-4 III+ PIN,1-16,30AU/FL,LP</div>	<div></div> <div>TE Part #207601-1 METRIMATE,STR REL KIT,9P</div>	<div></div> <div>TE Part #1-329631-2 JAM NUT, PLATED</div>	<div></div> <div>TE Part #1467950-1 132-0116-0002</div>
<div></div> <div>TE Part #620002-000 D-101-00</div>	<div></div> <div>TE Part #450705-000 S02-03-R</div>	<div></div> <div>TE Part #2-1393104-5 KRPA-11AG-120=KRPA-</div>	<div></div> <div>TE Part #RE04-106P PLUG ASSY</div>

Documents

Product Drawings
[031-0033-0001](#)



English

CAD Files

3D PDF

3D

Customer View Model

ENG_CVM_CVM_1467936-1_R.2d_dxf.zip

English

Customer View Model

ENG_CVM_CVM_1467936-1_R.3d_igs.zip

English

Customer View Model

ENG_CVM_CVM_1467936-1_R.3d_stp.zip

English

By downloading the CAD file I accept and agree to the [Terms and Conditions](#) of use.

Instruction Sheets

Instruction Sheet (U.S.)

English