



Relays & Contactors > Relays > Power Relays



Power Relay Type: **Industrial Panel Plug-In**  
Coil Magnetic System: **Monostable, DC**  
Coil Power Rating DC: **1250 mW**  
Coil Resistance: **472 Ω**  
Coil Special Features: **UL Coil Insulation Class B**

Features

Product Type Features

Power Relay Type	Industrial Panel Plug-In
Relay Connection Type	Terminals
Terminal Configuration	Quick Connect Terminals

Electrical Characteristics

Insulation Initial Dielectric Between Coil & Contact Class	1500 – 2500 V
Insulation Initial Dielectric Between Contacts & Coil	1200 Vrms
Actuating System	DC
Insulation Initial Dielectric Between Open Contacts	1200 Vrms
Contact Limiting Making Current	10 A
Contact Limiting Short-Time Current	10 A
Contact Limiting Continuous Current	10 A
Coil Power Rating Class	1000 – 1500 mW
Insulation Initial Dielectric Between Adjacent Contacts	2200 Vrms
Insulation Initial Resistance	100 MΩ
Contact Limiting Breaking Current	10 A
Coil Magnetic System	Monostable, DC
Coil Power Rating DC	1250 mW
Coil Resistance	472 Ω



Coil Special Features	UL Coil Insulation Class B
Coil Voltage Rating	24 VDC
Contact Switching Load (Min)	300mA @ 12V
Contact Voltage Rating	240 VAC

Body Features

Product Weight	85 g[2.988 oz]
----------------	----------------

Contact Features

Contact Arrangement	3 Form C (CO)
Contact Current Class	16 A
Contact Current Rating (Max)	10 A
Contact Material	AgCdO
Contact Number of Poles	3

Mechanical Attachment

Product Mount Type	Socket
--------------------	--------

Dimensions

Length Class (Mechanical)	35 – 40 mm
Height Class (Mechanical)	40 – 50 mm
Width Class (Mechanical)	30 – 40 mm
Product Width	35.71 mm[1.4 in]
Product Length	38.89 mm[1.53 in]
Product Height	49.2 mm[1.93 in]

Usage Conditions

Environmental Ambient Temperature Class	50 – 70 °C
Environmental Ambient Temperature (Max)	70 °C[158 °F]
Operating Temperature Range	-45 – 70 °C

Packaging Features

Packaging Method	Package
------------------	---------

Product Compliance

For compliance documentation, visit the product page on TE.com>

EU RoHS Directive 2011/65/EU	Compliant with Exemptions
EU ELV Directive 2000/53/EC	Compliant



China RoHS 2 Directive MIIT Order No 32, 2016	Restricted Materials Above Threshold
EU REACH Regulation (EC) No. 1907/2006	Current ECHA Candidate List: JAN 2024 (240) Candidate List Declared Against: JAN 2023 (233) SVHC > Threshold: Cadmium oxide (4.37% in Component Part) <b>Article Safe Usage Statements:</b> Use personal protective equipment as required. Do not eat, drink or smoke when using this product. Recycle if possible and dispose of the article by following all applicable governmental regulations relevant to your geographic location.
Halogen Content	Low Halogen - Br, Cl, F, I < 900 ppm per homogenous material. Also BFR/CFR/PVC Free
Solder Process Capability	Not applicable for solder process capability


Product Compliance Disclaimer

This information is provided based on reasonable inquiry of our suppliers and represents our current actual knowledge based on the information they provided. This information is subject to change. The part numbers that TE has identified as EU RoHS compliant have a maximum concentration of 0.1% by weight in homogenous materials for lead, hexavalent chromium, mercury, PBB, PBDE, DBP, BBP, DEHP, DIBP, and 0.01% for cadmium, or qualify for an exemption to these limits as defined in the Annexes of Directive 2011/65/EU (RoHS2). Finished electrical and electronic equipment products will be CE marked as required by Directive 2011/65/EU. Components may not be CE marked. Additionally, the part numbers that TE has identified as EU ELV compliant have a maximum concentration of 0.1% by weight in homogenous materials for lead, hexavalent chromium, and mercury, and 0.01% for cadmium, or qualify for an exemption to these limits as defined in the Annexes of Directive 2000/53/EC (ELV). Regarding the REACH Regulation, the information TE provides on SVHC in articles for this part number is based on the latest European Chemicals Agency (ECHA) 'Guidance on requirements for substances in articles' posted at this URL: <https://echa.europa.eu/guidance-documents/guidance-on-reach>

Compatible Parts

 TE Part # 2-1419106-5 27E893=SOCKET,KU,11,QC,POLY,NA-	 TE Part # 1393143-1 27E043=SOCKET,KU,11,SLG,NYL,N	 TE Part # 1393143-5 27E121=SOCKET,KUP,11,SCW,PLE	 TE Part # 1393143-2 27E067=SOCKET,KU,11,QC.187,NY
 TE Part # 3-1393143-8 27E396=SOCKET,KU,11,SNAP,.187QC	 TE Part # 2-1393118-1 KUP-14D17-24=KU		

Also in the Series | Potter & Brumfield KUP

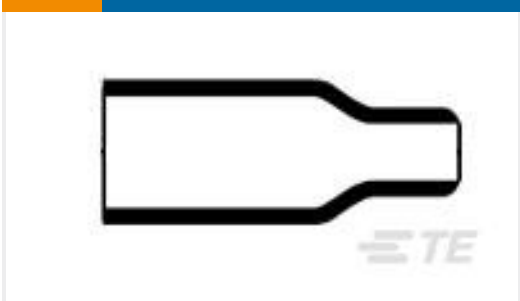


Power Relays(155)



Relay Accessories, Sockets & Clips(12)

Customers Also Bought



TE Part #814728-000  
202A142-3/42-0



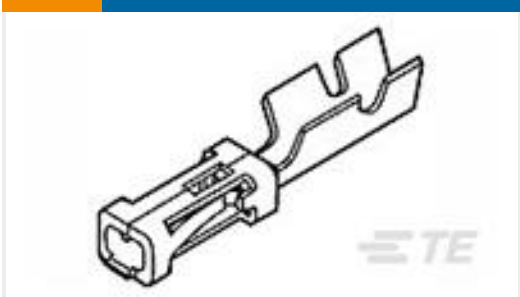
TE Part #4-1393766-4  
R10-E1Y2-V700=R10



TE Part #4-1393127-9  
PRD-11DH0-24=PRD



TE Part #1-1393118-2  
KUP-14D15-110=KU




TE Part #1-87523-6  
MOD IV RECP LP




TE Part #91520-1  
CCII AMPLIMITE HDP-22 PIN SKT 28-22 ASSY



TE Part #1-1393118-7  
KUP-14D15-48=KU



TE Part #2-1393123-4  
KHU-17A11-120=KH



TE Part #4-1393127-6  
PRD-11DH0-110=PRD



TE Part #1-2103172-1  
Plug Assembly, 350A, MSD

Documents

- CAD Files
- Customer View Model
- ENG\_CVM\_CVM\_1-1393118-4\_D.2d\_dxf.zip
- English
- 3D PDF
- 3D
- Customer View Model
- ENG\_CVM\_CVM\_1-1393118-4\_D.3d\_igs.zip



English

Customer View Model

ENG\_CVM\_CVM\_1-1393118-4\_D.3d\_stp.zip

English

By downloading the CAD file I accept and agree to the [Terms and Conditions](#) of use.

Datasheets & Catalog Pages

KUP Series Panel Plug-in Relay

English

Product Specifications

Definitions General Purpose Relays

English

Agency Approvals

UL

English