
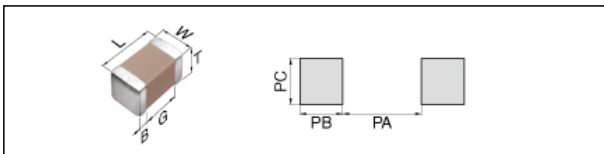


C1005X5R1E225K050BC (TDK item description : C1005X5R1E225KT****)

Applications	 Commercial Grade
Feature	General General (Up to 50V)
Series	C1005 [EIA CC0402]



Size	
Length(L)	1.00mm +/-0.10mm
Width(W)	0.50mm +/-0.10mm
Thickness(T)	0.50mm +/-0.10mm
Terminal Width(B)	0.10mm Min.
Terminal Spacing(G)	0.30mm Min.
Recommended Land Pattern(PA)	0.30 to 0.50mm
Recommended Land Pattern(PB)	0.35 to 0.45mm
Recommended Land Pattern(PC)	0.40 to 0.60mm
Recommended Slit Pattern(SD)	

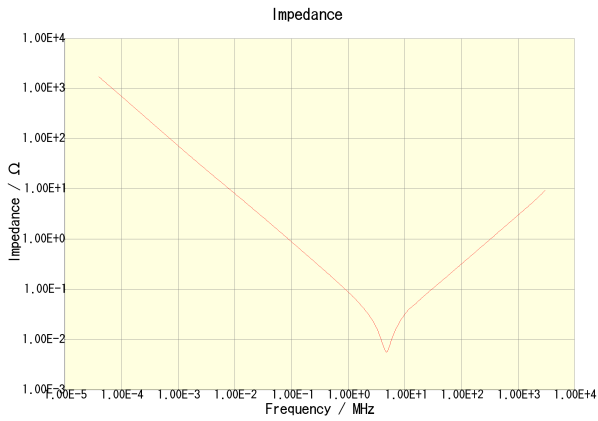
Electrical Characteristics	
Capacitance	2.2uF +/-10%
Rated Voltage	25Vdc
Temperature Characteristic	X5R(+/-15%)
Dissipation Factor	10% Max.
Insulation Resistance	45MΩ Min.

Other	
Soldering Method	Reflow
AEC Q200	No
Packing	Punched (Paper)Taping [180mm Reel]
Package Quantity	10000Pcs Min.

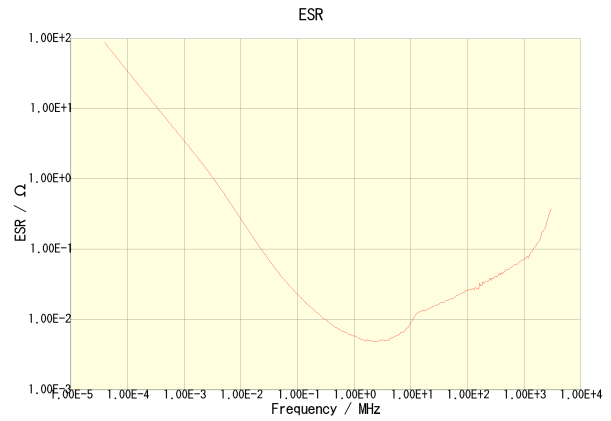
•This PDF document was created based on the data listed on the TDK Corporation website.
 •All specifications are subject to change without notice.

C1005X5R1E225K050BC

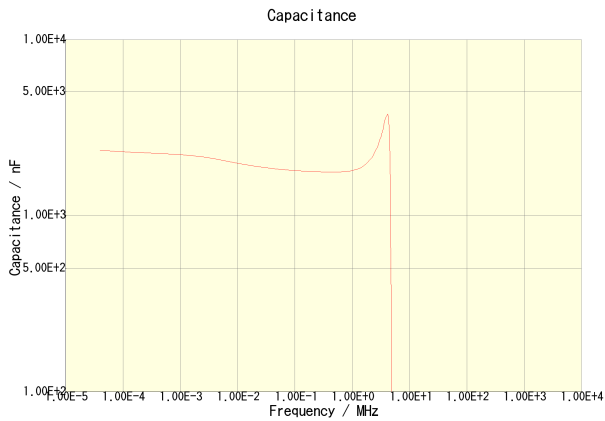
Characteristic Graphs (This is reference data, and does not guarantee the product's characteristics.)



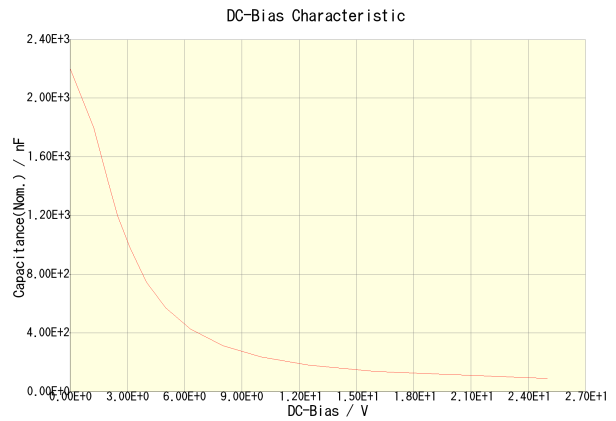
C1005X5R1E225K050BC



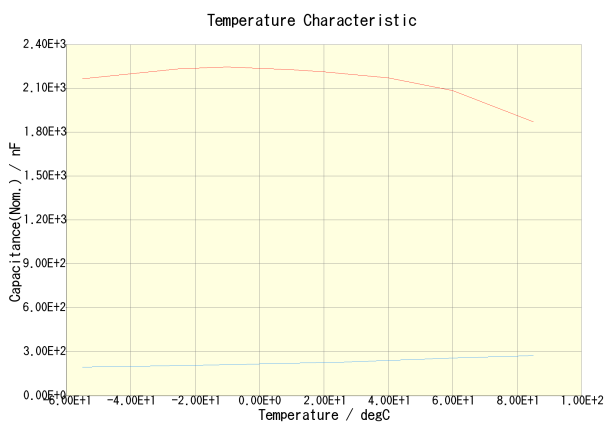
C1005X5R1E225K050BC



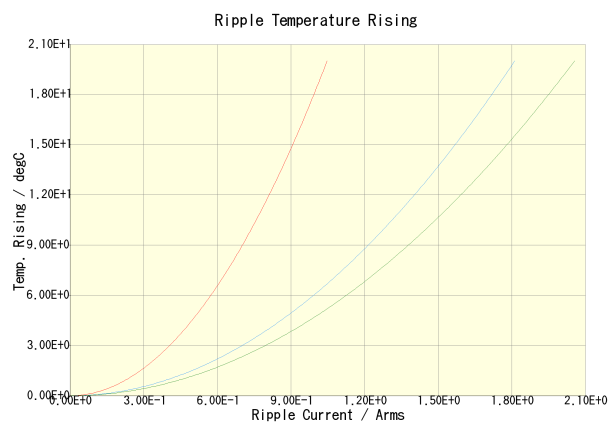
C1005X5R1E225K050BC



C1005X5R1E225K050BC



C1005X5R1E225K050BC(DC Bias = 0V) C1005X5R1E225K050BC(DC Bias = 12.5V)



C1005X5R1E225K050BC(100kHz) C1005X5R1E225K050BC(500kHz)
C1005X5R1E225K050BC(1MHz)

•This PDF document was created based on the data listed on the TDK Corporation website.
•All specifications are subject to change without notice.