

PRODUCT NUMBER
75844-YXX-XXLF

WHEN REQUIRED, ADD SUFFIX LETTER "LF"
INDICATES THE PRODUCT IS RoHS COMPLIANT
& COMPATIBLE, SEE NOTE 8

TOTAL NB OF POSITIONS 04 TO 72

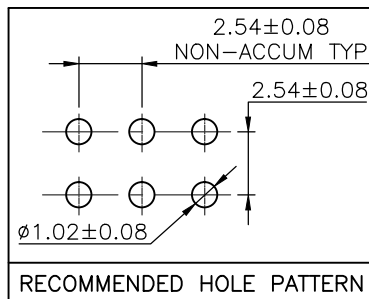
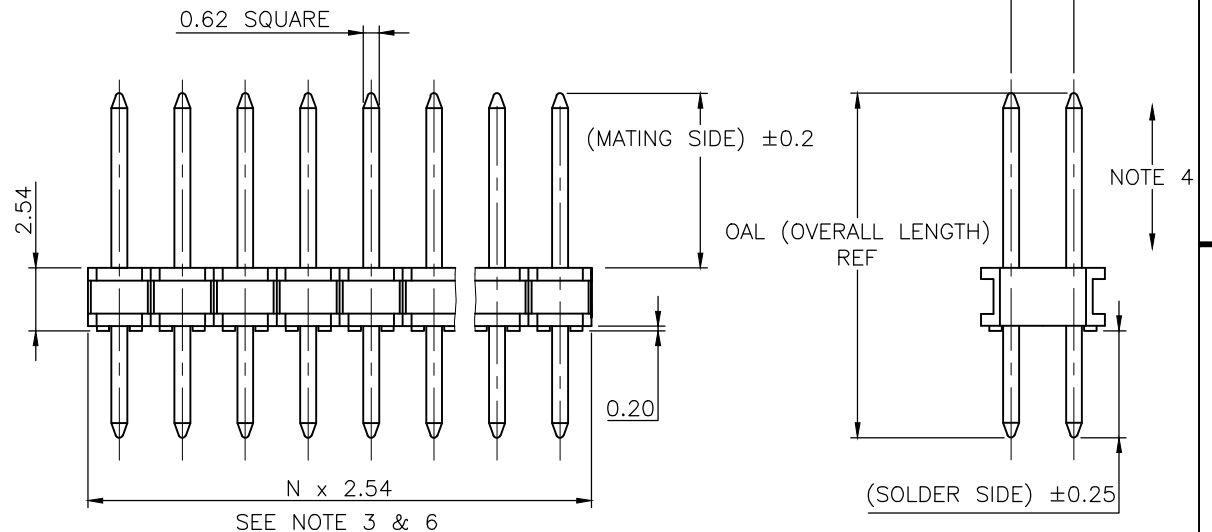
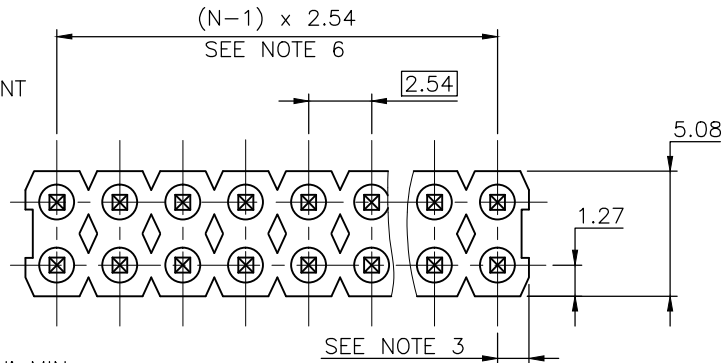
PLATING:

PIN STYLE SEE SHEET 2

- 1 = 0.76µm FULL GOLD/GXT, OVER 1.27µm Ni MIN
- 3 = 3.81µm FULL TIN/LEAD OVER 1.27µm Ni MIN.
WHEN "LF" IS REQUIRED, 2µm MATTE TIN OVER
1.27µm MIN NICKEL IS PROVIDED INSTEAD OF TIN-LEAD
- 6 = 0.76µm FULL GXT (PdNi), WITH GOLD FLASH, OVER 1.27µm Ni MIN
- 8 = 0.38µm FULL GOLD/GXT, OVER 1.27µm Ni MIN

NOTES:

1. HOUSING MAT'L : HIGH TEMPERATURE THERMOPLASTIC
FLAME RETARDANT PER UL94-V0, COLOR BLACK.
2. PIN MATERIAL : PHOSPHOR BRONZE.
3. DIM 1.27^{+0.03}_{-0.13} FOR MOULDED SIDE(S)
ONLY. IF SIDE(S) ARE BROKEN, DIM 1.02
TO 1.7 MAX APPLIES.
4. PIN PUSH OUT FORCE : 12N MIN.
5. PRODUCT PACKAGED IN POLY BAGS.
6. TO DETERMINE DIMENSIONS :
N = NUMBER OF POSITIONS
EXAMPLE : 8 POS N x 2.54 = 20.32mm
7. FOR STANDARD SELECTIVE GOLD PLATED
PRODUCTS, SEE DRAWING 77313.
8. RoHS COMPATIBLE PRODUCT SPECIFICATIONS
 - a - SUFFIX "LF" IS ADDED JUST FOR EASY
LEADFREE IDENTIFICATION FOR PLATING VERSION 1 & 8.
 - b - MANUFACTURING PROCESS COMPATIBILITY
 - THE HOUSING WILL WITHSTAND EXPOSURE TO
260°C ±5°C SOLDER BATH TEMPERATURE FOR
5 SECONDS IN A WAVE SOLDER APPLICATION
WITH A 1.6mm MIN THICK CIRCUIT BOARD.
 - c - LABELING:
 - MEETS PACKAGING SPECS AS PER GS-14-920
 - d - LEGAL STATEMENT: SEE GS-22-008



mat'l. code		surface		tolerance		projection		product family	
SEE P/N		ISO 1302		ISO 406 ISO 1101		mm		BERGSTIK	
ltr ecn no dr date		tolerances unless otherwise specified		.x ±0.3		mm		title	
BP F06-0169 LMU 06.04.21		angles		.xx ±0.15		scale 5:1		HEADER STR	
BR F06-0196 LMU 06.06.20		linear		.xxx ±0.05		FCJ		DOUBLE ROW	
BS F07-0103 LMU 07.01.05		dr		COMPAGNON J 95.07.10		sheet 1 of 3		size	
BT F08-0148 JCO 08.05.27		enr		JMC 95.07.10		75844		A3	
BU F10-0210 LMU 10.09.14		chr		F11-0055 LMU 11.05.12		type		CUSTOMER Drawing	
BV F11-0055 LMU 11.05.12		appd		JMC 95.07.10		index			
BW B-17320 JCO 14.03.27		sheet		revision		BW BH BG			
index		sheet		1 2 3					

APPLICATION SPECIFIC			
PIN STYLE	MATING	SOLDER	OAL
01	5.72	2.54	10.8
02	5.84	3.43	11.81
03	5.72	5.08	13.34
04	5.72	7.62	15.88
05	5.72	10.16	18.42
06	5.72	12.7	20.96
07	5.72	15.24	23.5
08	5.72	17.78	26.04
09	5.72	20.32	28.58
10	5.72	22.86	31.12
11	5.72	5.97	14.22
12	5.72	8.51	16.76
13	5.72	11.05	19.3
14	5.72	16.13	24.38
15	8.51	2.54	13.59
16	8.51	5.51	16.56
17	8.51	10.59	21.64
18	5.72	3.05	11.3
19	12.83	3.05	18.42
20	15.37	3.05	20.96

APPLICATION SPECIFIC			
PIN STYLE	MATING	SOLDER	OAL
21	20.45	3.05	26.04
22	7.75	3.05	13.34
24	7.21	3.05	12.8
25	8.51	3.18	14.22
26	15.57	2.84	20.96
27	6.6	2.67	11.81
28	6.6	4.19	13.34
29	17.53	3.43	23.5
30	22.61	3.43	28.58
31	8.2	2.84	13.59
32	2.41	3.05	8
33	1.6	29.38	33.52
34	12.21	2.9	17.65
35	25.21	3.37	31.12
36	11.5	12	26.04
38	30	0.98	33.52
39	1.6	31.58	35.72
40	10.29	3.05	15.88
41	9.1	3.34	14.98
42	13.25	3.3	19.09

APPLICATION SPECIFIC			
PIN STYLE	MATING	SOLDER	OAL
43	13.02	13.02	28.58
48	5.84	2.42	10.8
49	1.5	27.08	31.12
50	5.84	3.12	11.5
52	9.5	3.05	15.09
56	5.72	3.05	11.3
58	14.47	3.05	20.06
70	6.54	3.5	12.57
79	3.3	3.3	9.14
82	19.27	4.23	26.04
92	17.45	3	23
94	4.79	3	10.33
95	27.58	1	31.12
98	13.28	2.6	18.42
AA	5.84	3.43	11.81
AB	12.83	3.05	18.42
AC	6.60	4.19	13.34
AD	13.28	2.60	18.42
AE	5.84	1.95	10.33
AF	24.46	3.00	29.98
AG	6.00	6.00	14.47
AH	4.80	4.80	12.10



FCIconnect.com

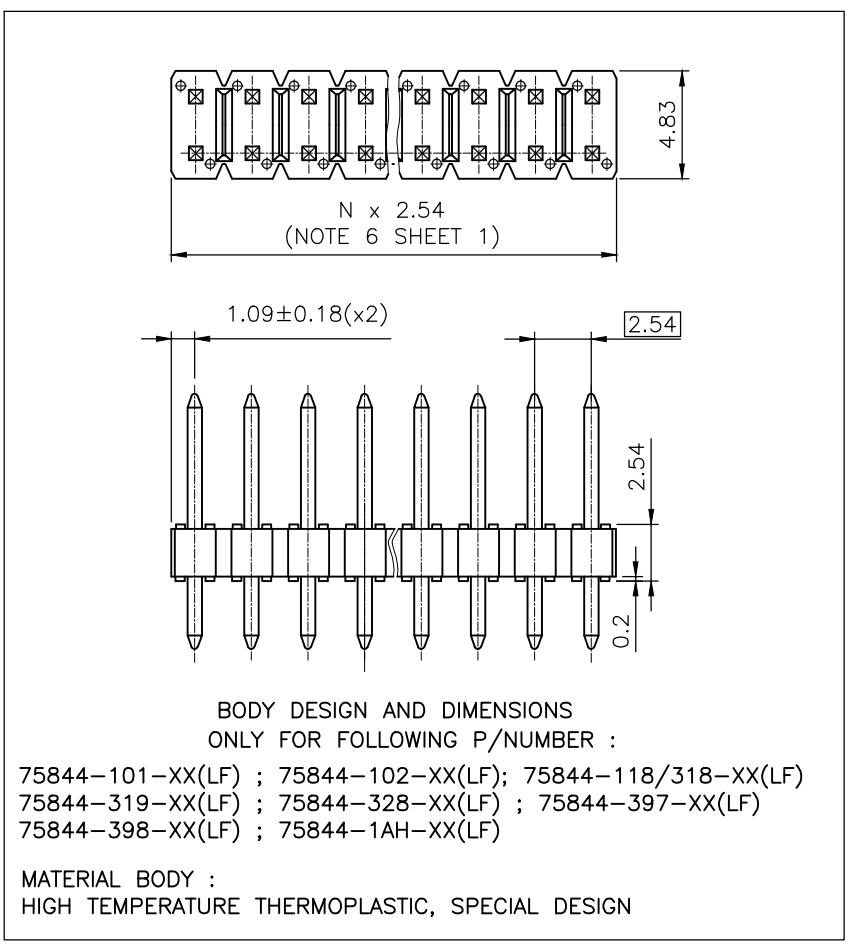
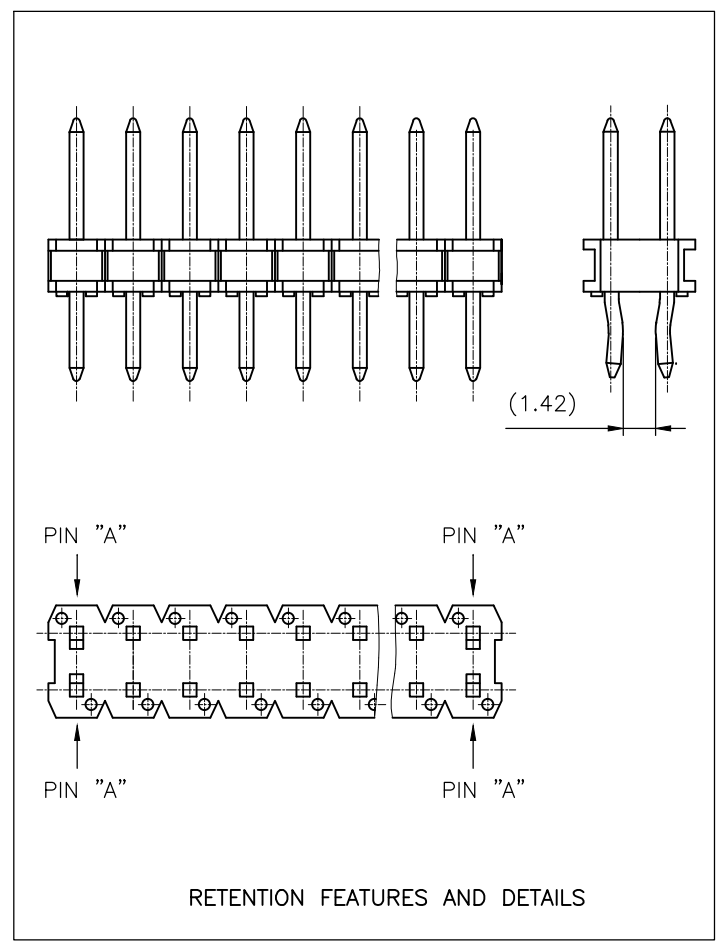
Copyright FCI

mat'l. code		surface		tolerance		projection		product family	
		ISO 1302 <input checked="" type="checkbox"/>		ISO 406 <input type="checkbox"/> ISO 1101 <input type="checkbox"/>				BERGSTIK	
ltr ecn no dr date		tolerances unless otherwise specified		angles		mm		title	
BG F10-0210 LMU 10.09.17				linear				HEADER STR	
BH F11-0055 LMU 11.05.12						scale 1:1		DOUBLE ROW	
BC F20301 LMU 02.04.22		dr COMPAGNON J 95.07.10						dwg no sheet 2 of - size	
BD F05-0186 LMU 05.05.24		enfr JMC 95.07.10						75844 A3	
BE F06-0169 LMU 06.04.21		chr						type CUSTOMER Drawing	
BF F06-0196 LMU 06.06.20		appd JMC 95.07.10							
sheet index		revision sheet							



FCIconnect.com

Copyright FCI



- NOTES:
- 1 - PART NUMBER 75844-YXXRXX(LF)
 - 2 - PINS "A" AND "B" USED FOR RETENTION.
 - 3 - DIRECTION OF RETENTION SHOWN BY ARROWS.
 - 4 - RETENTION VERSION ONLY AVAILABLE WHEN DIM"B" IS 2.9mm UP TO 3.5mm..
- "R" INDICATES A RETENTION HEADER.

mat'l. code		surface ISO 1302 ✓		tolerance ISO 406 ISO 1101		projection mm		product family BERGSTIK	
ltr	ecn no	dr	date	tolerances unless otherwise specified		mm		title HEADER STR DOUBLE ROW	
BG	F11-0055	LMU	11.05.12	angles	.x ±0.3	mm		sheet 3 of - size	
				linear	.xx ±0.15	scale 1:1		75844 A3	
BB	F20116	DLE	02.01.16		.xxx ±0.05	FCI		type CUSTOMER Drawing	
BC	F20607	LMU	03.12.03	dr	COMPAGNON J	95.07.10			
BD	F03079	LMU	03.04.04	enr	JMC	95.07.10			
BE	F05-0186	LMU	05.05.24	chr					
BF	F06-0196	LMU	06.06.20	appd	JMC	95.07.10			
sheet index	revision sheet								