

Series 801 Receptacles – Crimp Termination



In-Line
801-009-01



Rear Panel Jam Nut Mount
801-009-07



Square Flange Mount
801-009-02

Integral Band Platform for direct attachment of a cable shield using a **BAND-IT®** strap. Install a boot, or overmold onto the band platform. An accessory thread is available for attaching strain reliefs and backshells.

Three Shell Options: Jam nut with o-ring for rear panel mounting, square flange or in-line receptacle for free-hanging cables.

HOW TO ORDER

Sample Part Number

801-010

-02

Z1

16-55

S

A

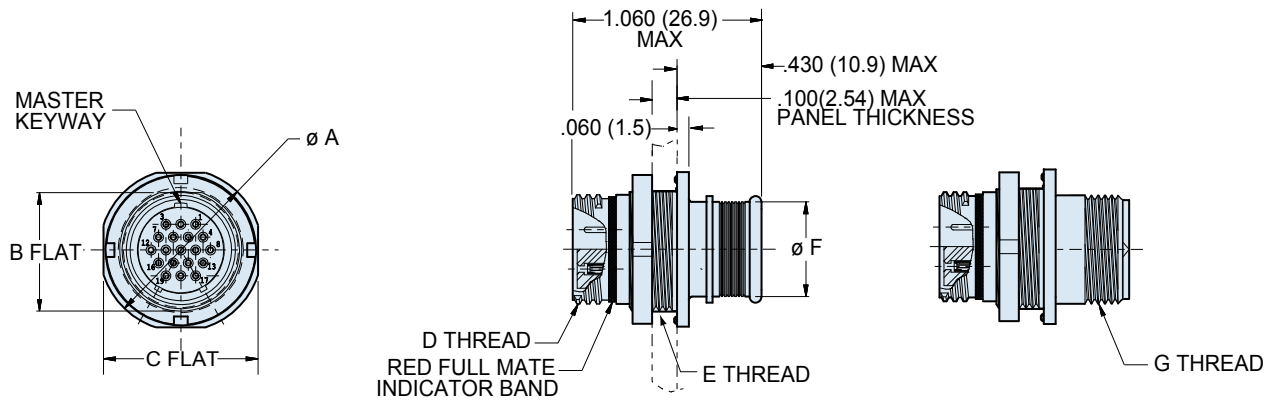
| Series | Shell Style | Shell Material / Finish | Shell Size- Insert Arrangement | Contact Type | Shell Key Position |
|--|--|---|---|--|--|
| <p>801-009 Receptacle with Banding Platform</p> | <p>-01 In-Line</p> | <p>C Aluminum / Black Anodize</p> <p>M Aluminum / Electroless Nickel</p> <p>NF Aluminum / Cadmium with Olive Drab Chromate</p> <p>ZN Aluminum / Zinc-Nickel with Olive Drab Chromate</p> <p>ZNU Aluminum / Zinc-Nickel with Black Chromate</p> <p>Z1 Stainless Steel / Passivated</p> | <p>5-3 3 #23 6-1 1 #16 6-4 4 #23 6-7 7 #23 7-1 1 #12 7-10 10 #23 8-13 13 #23 9-4 4 #16 9-19 19 #23 10-26 26 #23 13-2 2 #12 13-37 37 #23 16-55 55 #23 17-85 85 #23</p> <p>#23 contacts are packaged with connectors. #16 and #12 contacts must be ordered separately.</p> | <p>Standard #23 contacts accept #22 through #28 AWG wire. Use the following contact codes to specify these contacts:</p> <p>P Pin</p> <p>S Socket</p> <p>Special contacts for #26 to #30 AWG are also available. Use the following contact codes to specify these contacts:</p> <p>G Pin</p> <p>H Socket</p> | <p>A Normal</p> <p>Alternate Key Positions:</p> <p>B C D</p> |
| <p>801-010 Receptacle with Accessory Thread</p> | <p>-02 Square Flange for Front or Rear Mounting</p> | | | | |
| | <p>-07 Jam Nut for Rear</p> | | | | |

Series 801 "Mighty Mouse" Double-Start ACME Threads Jam Nut Receptacle Connector Dimensions

801-009-07 and 801-010-07



Series 801



Integral Band Platform
801-009-07

Accessory Thread
801-010-07

DIMENSIONS

| Shell Size | Ø A | | B Flat | | C Flat | | D Thread | E Thread UN-2A | Ø F | | G Thread UN-2A |
|------------|-------|-------|--------|-------|--------|-------|-------------------|----------------|-------|-------|----------------|
| | In. | mm. | In. | mm. | In. | mm. | | | In. | mm. | |
| 5 | .575 | 14.61 | .350 | 8.89 | .545 | 13.84 | .3125-.05P-.1L-2A | .375-28 | .245 | 6.22 | .250-32 |
| 6 | .635 | 16.13 | .410 | 10.41 | .595 | 15.11 | .375-.05P-.1L-2A | .4375-28 | .290 | 7.37 | .3125-32 |
| 7 | .755 | 19.18 | .536 | 13.61 | .723 | 18.36 | .4375-.05P-.1L2A | .5625-32 | .390 | 9.91 | .4375-28 |
| 8 | .755 | 19.18 | .536 | 13.61 | .723 | 18.36 | .5000-.05P-.1L-2A | .5625-32 | .445 | 11.30 | .5000-28 |
| 9 | .830 | 21.08 | .596 | 15.14 | .790 | 20.07 | .5625-.05P-.1L-2A | .625-28 | .500 | 12.70 | .5625-24 |
| 10 | .890 | 22.61 | .658 | 16.71 | .855 | 21.72 | .6250-.05P-.1L-2A | .6875-28 | .560 | 14.22 | .6250-24 |
| 13 | 1.078 | 27.38 | .845 | 21.46 | 1.044 | 26.52 | .8125-.1P-.2L-2A | .875-28 | .650 | 16.51 | .6875-24 |
| 16 | 1.264 | 32.11 | 1.022 | 25.96 | 1.230 | 31.24 | 1.000-.1P-.2L-2A | 1.0625-20 | .805 | 20.45 | .9375-20 |
| 17 | 1.325 | 33.66 | 1.096 | 27.84 | 1.290 | 32.77 | 1.062-.1P-.2L-2A | 1.125-28 | .850 | 21.59 | .9375-20 |
| 21 | 1.625 | 41.28 | 1.345 | 34.16 | 1.577 | 40.06 | 1.3125-.1P-.2L-2A | 1.375-28 | 1.110 | 28.19 | 1.1875-18 |

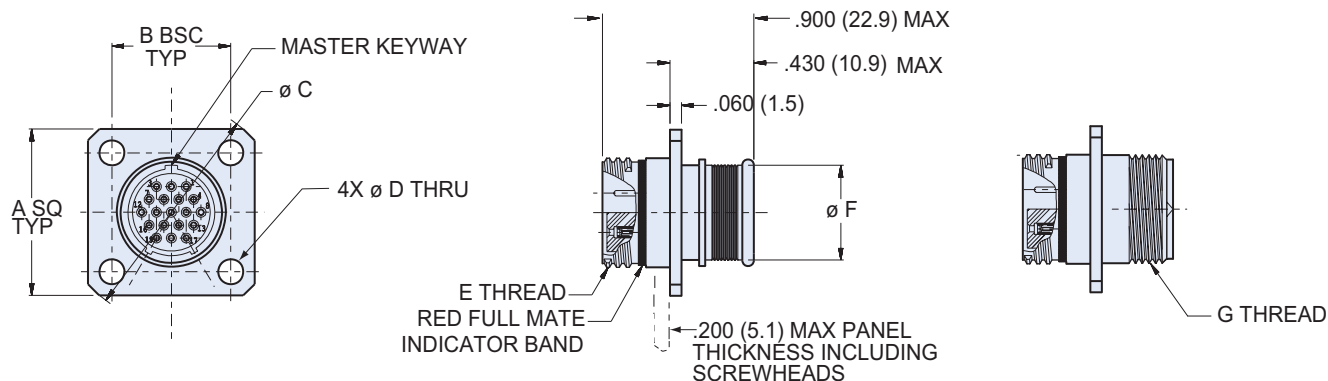
KEY POSITIONS

| | A° | B° |
|---|------|------|
| A | 150° | 210° |
| B | 75° | 210° |
| C | 95° | 230° |
| D | 140° | 275° |
| E | 75° | 275° |
| F | 95° | 210° |

SERIES 801 JAM NUT PANEL CUTOUT

| Shell Size | A Flat | | Ø B | |
|------------|------------|------------|-------|-------|
| | In. ± .002 | mm. ± 0.05 | In. | mm. |
| 5 | .360 | 9.14 | .385 | 9.78 |
| 6 | .420 | 10.67 | .448 | 11.37 |
| 7 | .551 | 14.00 | .573 | 14.55 |
| 8 | .551 | 14.00 | .573 | 14.55 |
| 9 | .609 | 15.47 | .635 | 16.13 |
| 10 | .671 | 17.04 | .698 | 17.73 |
| 13 | .859 | 21.82 | .885 | 22.48 |
| 16 | 1.038 | 26.37 | 1.075 | 27.31 |
| 17 | 1.111 | 28.22 | 1.135 | 28.83 |
| 21 | 1.354 | 34.39 | 1.385 | 35.18 |

Series 801 Square Flange Crimp Receptacle



Integral Band Platform
801-009-02

Accessory Thread
801-010-02

DIMENSIONS

| Shell Size | A | | B BSC | | ø C | | ø D | | E Thread | ø F | | G Thread UNEF-2A |
|------------|-------|-------|-------|-------|-------|-------|-------|------|-------------------|------|-------|------------------|
| | In. | mm. | In. | mm. | In. | mm. | ±.003 | ±.08 | | In. | mm. | |
| 5 | .530 | 13.46 | .363 | 9.22 | .680 | 17.27 | .093 | 2.36 | .3125-.05P-.1L-2A | .245 | 6.22 | .250-32 |
| 6 | .590 | 14.99 | .423 | 10.74 | .750 | 19.05 | .093 | 2.36 | .375-.05P-.1L-2A | .290 | 7.37 | .3125-32 |
| 7 | .650 | 16.51 | .483 | 12.27 | .850 | 21.59 | .093 | 2.36 | .4375-.05P-.1L-2A | .390 | 9.91 | .4375-28 |
| 8 | .712 | 18.08 | .545 | 13.84 | .938 | 23.83 | .093 | 2.36 | .5000-.05P-.1L-2A | .445 | 11.30 | .5000-28 |
| 9 | .850 | 21.59 | .607 | 15.42 | 1.125 | 28.58 | .128 | 3.25 | .5625-.05P-.1L-2A | .500 | 12.70 | .5625-24 |
| 10 | .890 | 22.61 | .670 | 17.02 | 1.188 | 30.18 | .128 | 2.25 | .6250-.05P-.1L-2A | .560 | 14.22 | .6250-24 |
| 13 | 1.030 | 26.16 | .812 | 20.62 | 1.375 | 34.93 | .128 | 3.25 | .8125-.1P-.2L-2A | .650 | 16.51 | .6875-24 |
| 16 | 1.219 | 30.96 | .981 | 24.92 | 1.625 | 41.28 | .128 | 3.25 | 1.000-.1P-.2L-2A | .805 | 20.45 | .9375-20 |
| 17 | 1.280 | 32.51 | 1.060 | 26.92 | 1.700 | 43.18 | .128 | 3.25 | 1.062-.1P-.2L-2A | .850 | 21.59 | .9375-20 |

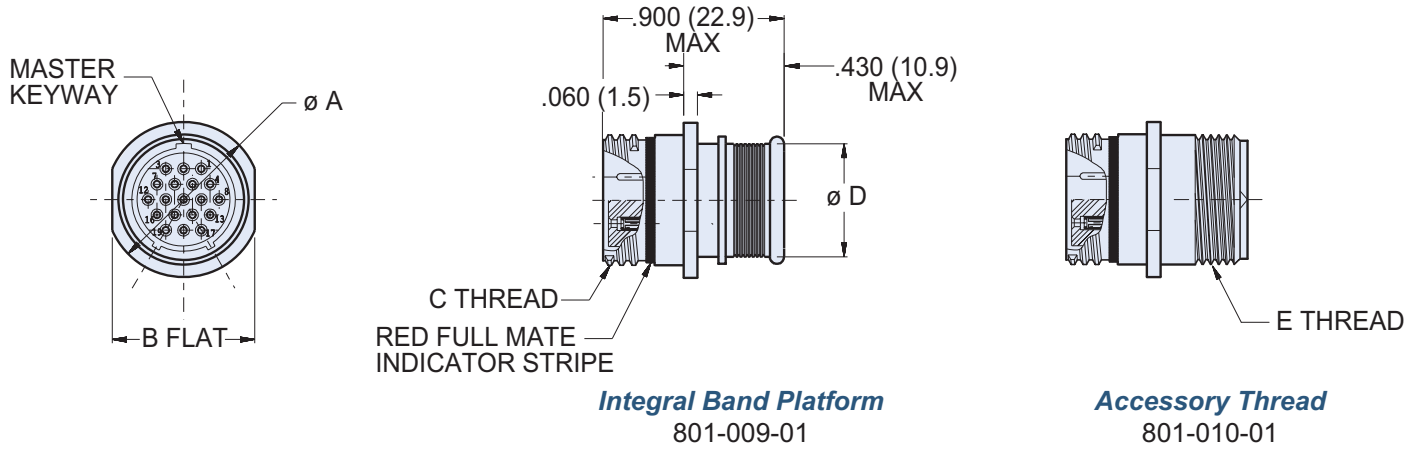
SERIES 801 PANEL CUTOUT

| Shell Size | ø A | | ø B | | ø C | |
|------------|-------|-------|-------|-------|------|------|
| | In. | mm. | In. | mm. | In. | mm. |
| 5 | .330 | 8.38 | .363 | 9.22 | .093 | 2.36 |
| 6 | .390 | 9.91 | .423 | 10.74 | .093 | 2.36 |
| 7 | .450 | 11.43 | .483 | 12.27 | .093 | 2.36 |
| 8 | .510 | 12.95 | .545 | 13.84 | .093 | 2.36 |
| 9 | .575 | 14.61 | .607 | 15.42 | .128 | 3.25 |
| 10 | .640 | 16.26 | .670 | 17.02 | .128 | 3.25 |
| 13 | .825 | 20.96 | .812 | 20.65 | .128 | 3.25 |
| 16 | 1.015 | 25.78 | .981 | 24.92 | .128 | 3.25 |
| 17 | 1.075 | 27.31 | 1.060 | 26.92 | .128 | 3.25 |

KEY POSITIONS

| | A° | B° |
|---|------|------|
| A | 150° | 210° |
| B | 75° | 210° |
| C | 95° | 230° |
| D | 140° | 275° |

Series 801 In-Line Crimp Receptacles



Integral Band Platform
801-009-01

Accessory Thread
801-010-01

DIMENSIONS

| Shell Size | Ø A | | B Flat | | C Thread | Ø D | | E Thread UNEF-2A |
|------------|-------|-------|--------|-------|-------------------|------|-------|------------------|
| | In. | mm. | In. | mm. | | In. | mm. | |
| 5 | .355 | 9.02 | .325 | 8.13 | .3125-.05P-.1L-2A | .245 | 6.22 | .250-32 |
| 6 | .415 | 10.54 | .385 | 9.78 | .375-.05P-.1L-2A | .290 | 7.37 | .3125-32 |
| 7 | .480 | 12.19 | .445 | 11.30 | .4375-.05P-1L2A | .390 | 9.91 | .4375-28 |
| 8 | .540 | 13.72 | .510 | 12.95 | .5000-.05P-1L2A | .445 | 11.30 | .5000-28 |
| 9 | .605 | 15.37 | .575 | 14.61 | .5625-.05P-.1L-2A | .500 | 12.70 | .5625-24 |
| 10 | .665 | 16.89 | .635 | 16.13 | .6250-.05P-1L2A | .560 | 14.22 | .6250-24 |
| 13 | .855 | 21.72 | .825 | 20.96 | .8125-.1P-.2L-2a | .650 | 16.51 | .6875-24 |
| 16 | 1.040 | 26.42 | 1.010 | 25.65 | 1.000-.1P-.2L-2A | .805 | 20.44 | .9375-20 |
| 17 | 1.110 | 28.19 | 1.070 | 27.18 | 1.062-.1P-.2L-2A | .850 | 21.59 | .9375-20 |

KEY POSITIONS

