


# M30 Connectors

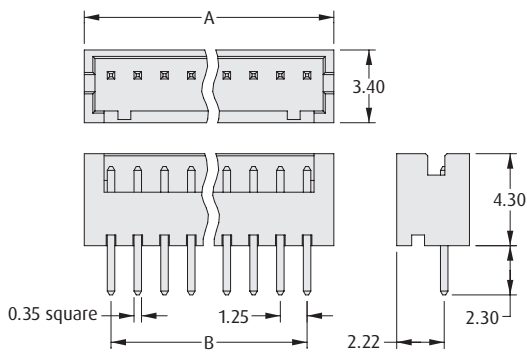
## Male Vertical

- ❖ Shrouded male connectors.
- ❖ SMT version features metal solder-down tabs and locating pegs to ensure correct positioning onto the board.
- ❖ Tape and Reel option supplied fitted with Pick and Place cap.



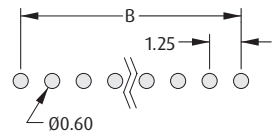
1.25mm (.049") PITCH

### THROUGHBOARD



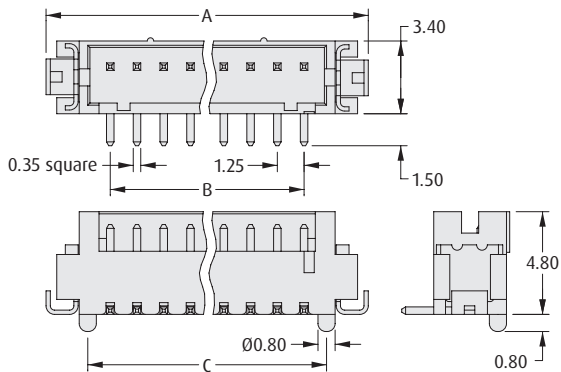
### CALCULATION

<b>A</b>	$1.25 \times (\text{No. of contacts per row} + 1)$
<b>B</b>	$1.25 \times (\text{No. of contacts per row} - 1)$



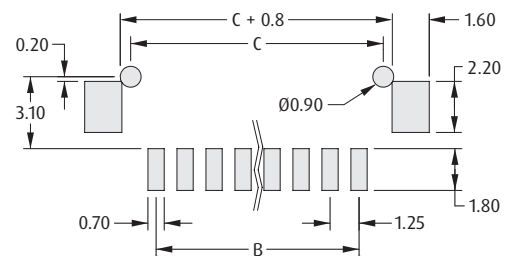
Recommended PC Board Pattern

### SURFACE MOUNT



### CALCULATION

<b>A</b>	$B + 6$
<b>B</b>	$1.25 \times (\text{No. of contacts per row} - 1)$
<b>C</b>	$B + 2.1$



Recommended PC Board Pattern

### HOW TO ORDER

**M30 - 6 X 0 XX XX X**

#### SERIES CODE

#### TYPE

<b>0</b>	Surface Mount
<b>1</b>	PC Tail

#### PACKAGING

<b>Blank</b>	Loose
<b>R</b>	Tape & Reeled (M30-600)

#### FINISH

<b>46</b>	Tin
-----------	-----

#### NO. OF CONTACTS PER ROW

**02 to 15**

All dimensions in mm.