

MCI High Speed Switching Consumer METCOM Powder Inductor Engineering Kit

Sample Kit Contents

KEMET Part Number	Inductance (μH) at 100 kHz, 1 mA	Inductance Tolerance	Rated Current (A) I_{rms} (Reference)	DC Resistance (m Ω) Typical	Thickness (mm) Maximum	Temperature	Quantity
MPX1D0520LR15	0.15	20%	16.9	3.90	2.0	-55/+155°C	2
MPX1D0520LR22	0.22	20%	15.0	5.00	2.0	-55/+155°C	2
MPX1D0520LR47	0.47	20%	12.0	7.80	2.0	-55/+155°C	2
MPX1D0520LR10	1.00	20%	7.6	18.90	2.0	-55/+155°C	2
MPX1D0530LR15	0.15	20%	22.0	2.80	3.0	-55/+155°C	2
MPX1D0530LR22	0.22	20%	18.4	3.90	3.0	-55/+155°C	2
MPX1D0530LR47	0.47	20%	13.8	6.90	3.0	-55/+155°C	2
MPX1D0530LR10	1.00	20%	10.7	11.50	3.0	-55/+155°C	2
MPX1D0618LR10	0.10	20%	18.9	2.80	1.8	-55/+155°C	2
MPX1D0618LR15	0.15	20%	16.2	3.80	1.8	-55/+155°C	2
MPX1D0618LR22	0.22	20%	13.7	5.30	1.8	-55/+155°C	2
MPX1D0618LR47	0.47	20%	10.7	8.50	1.8	-55/+155°C	2
MPX1D0618LR10	1.00	20%	7.1	19.30	1.8	-55/+155°C	2
MPX1D0624LR10	0.10	20%	26.6	1.80	2.4	-55/+155°C	2
MPX1D0624LR15	0.15	20%	23.2	2.30	2.4	-55/+155°C	2
MPX1D0624LR22	0.22	20%	19.4	3.30	2.4	-55/+155°C	2
MPX1D0624LR47	0.47	20%	15.4	5.20	2.4	-55/+155°C	2
MPX1D0624LR10	1.00	20%	10.8	10.50	2.4	-55/+155°C	2
MPX1D0630LR10	0.10	20%	31.1	1.50	3.0	-55/+155°C	2
MPX1D0630LR15	0.15	20%	27.6	1.90	3.0	-55/+155°C	2
MPX1D0630LR22	0.22	20%	23.3	2.60	3.0	-55/+155°C	2
MPX1D0630LR47	0.47	20%	18.7	4.00	3.0	-55/+155°C	2
MPX1D0630LR10	1.00	20%	13.1	8.20	3.0	-55/+155°C	2
MPX1D0830LR22	0.22	20%	30.7	1.90	3.0	-55/+155°C	2
MPX1D0830LR47	0.47	20%	24.0	3.10	3.0	-55/+155°C	2
MPX1D0830LR10	1.00	20%	17.6	5.70	3.0	-55/+155°C	2
MPX1D0840LR22	0.22	20%	35.4	1.50	4.0	-55/+155°C	2
MPX1D0840LR47	0.47	20%	25.8	2.70	4.0	-55/+155°C	2
MPX1D0840LR10	1.00	20%	20.8	4.20	4.0	-55/+155°C	2
MPX1D1040LR22	0.22	20%	32.7	1.60	4.0	-55/+155°C	2
MPX1D1040LR47	0.47	20%	26.4	2.40	4.0	-55/+155°C	2
MPX1D1040LR10	1.00	20%	21.1	3.80	4.0	-55/+155°C	2
MPX1D1235LR15	0.15	20%	39.9	1.30	3.5	-55/+155°C	2
MPX1D1235LR22	0.22	20%	35.2	1.60	3.5	-55/+155°C	2
MPX1D1235LR47	0.47	20%	28.9	2.30	3.5	-55/+155°C	2
MPX1D1235LR10	1.00	20%	21.5	4.20	3.5	-55/+155°C	2
MPX1D1250LR22	0.22	20%	42.7	1.20	5.0	-55/+155°C	2
MPX1D1250LR47	0.47	20%	34.8	1.80	5.0	-55/+155°C	2
MPX1D1250LR10	1.00	20%	28.8	2.60	5.0	-55/+155°C	2
MPX1D1264LR22	0.22	20%	53.0	1.10	6.4	-55/+155°C	2
MPX1D1264LR47	0.47	20%	38.2	1.70	6.4	-55/+155°C	2
MPX1D1264LR10	1.00	20%	32.2	2.30	6.4	-55/+155°C	2
MPX1D1740LR47	0.47	20%	34.0	1.80	4.0	-55/+155°C	2
MPX1D1740LR10	1.00	20%	30.0	2.30	4.0	-55/+155°C	1
MPX1D1770LR47	0.47	20%	52.5	1.00	7.0	-55/+155°C	1
MPX1D1770LR10	1.00	20%	38.0	1.80	7.0	-55/+155°C	1
MPX1D2213LR47	0.47	20%	90.0	0.48	13.0	-55/+155°C	1
MPX1D2213LR10	1.00	20%	74.0	1.00	13.0	-55/+155°C	1
KEMET Part Number	Inductance (μH) at 100 kHz, 1 mA	Inductance Tolerance	Rated Current (A) I_{rms} (Reference)	DC Resistance (mΩ) Typical	Thickness (mm) Maximum	Temperature	Quantity

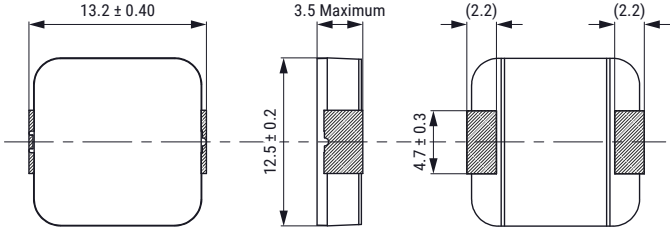
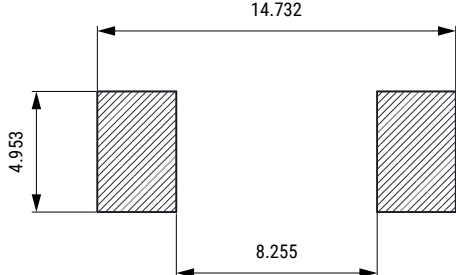
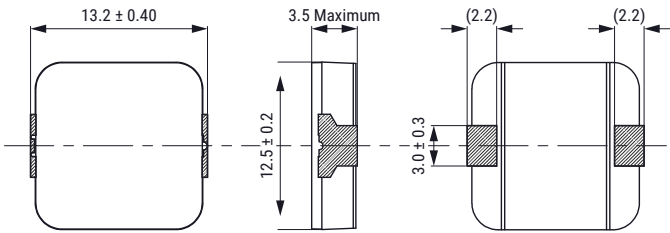
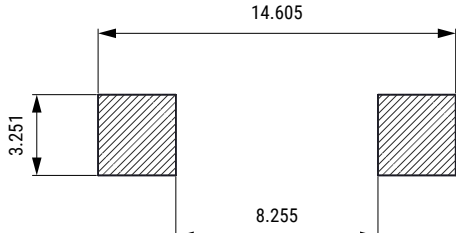
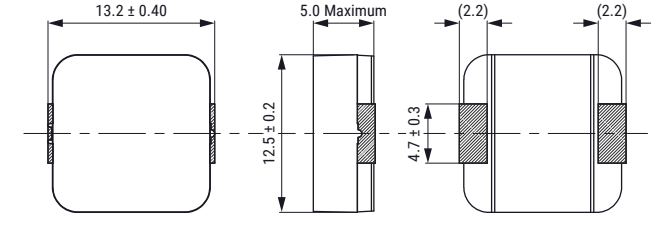
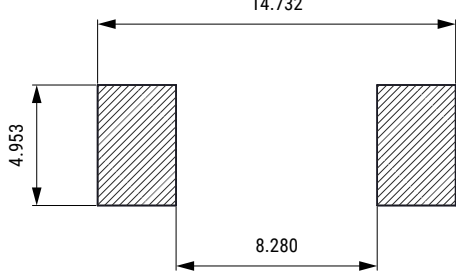
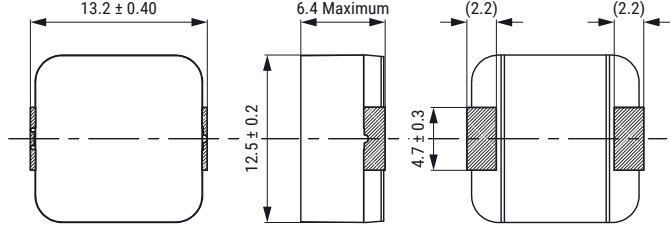
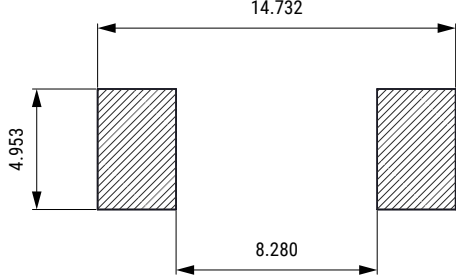
Dimensions

Case Size	Dimensions (mm)	Land Pattern (mm)
MPX1D0520		
MPX1D0530		
MPX1D0618		
MPX1D0624		

Dimensions cont.

Case Size	Dimensions (mm)	Land Pattern (mm)
MPX1D0630		
MPX1D0830		
MPX1D0840		
MPX1D1040 For values up to 1.5 μ H or below		

Dimensions cont.

Case Size	Dimensions (mm)	Land Pattern (mm)
MPX1D1235 For values up to 0.47 μ H or below		
MPX1D1235 For values from 0.68 μ H or above		
MPX1D1250		
MPX1D1264		

Dimensions cont.

Case Size	Dimensions (mm)	Land Pattern (mm)
MPX1D1740		
MPX1D1770		
MPX1D2213		