

Versatile Filtered Power Entry Module



- | Rated currents up to 10 A
- | For one or two fuses
- | Fuses Ø 6.3 x 32 mm or Ø 5 x 20 mm
- | 2-pole rocker switch
- | Voltage selector
- | Optional earth line choke (E type)



Performance indicators

Attenuation performance



Rated current [A]



Approvals



The FN 390 power entry module combines an IEC inlet, mains filter with single or dual-fuse holder, voltage selector and 2-pole rocker switch. Choosing FN 390 product line brings you the rapid availability of a standard filter associated with the necessary safety acceptances. Standard IEC connector filters are a practical solution helping you to pass EMI system approval in a short time. Multiple options designed to offer you the desired solution.

Features and benefits

- | High conducted attenuation performance, based on chokes with high saturation resistance and excellent thermal behavior
- | Rear or front mounting
- | Single or dual-fuse holder
- | USA Ø 6.3 x 32 mm or EU Ø 5 x 20 mm fuses
- | 2-pole rocker switch
- | Voltage selector 110-120 V / 220-240 V
- | Custom-specific versions are available on request

Technical specifications


Maximum continuous operating voltage	250 VAC, 50/60 Hz
Operating frequency	50 to 400 Hz
Rated currents	1 to 10 A @ 40 °C max.
High potential test voltage	P → PE 2000 VAC for 2 sec P → N 760 VAC for 2 sec
Protection category	IP40 according to IEC 60529
Temperature range (operation and storage)	-25 °C to +85 °C (25/85/21)
Design corresponding to	UL 1283, CSA 22.2 No. 8 1986, IEC/EN 60939
Flammability corresponding to	UL 94V-2 or better
MTBF @ 40°C/230V (Mil-HB-217F)	2,200,000 hours
Voltage selector description	
Function	Series/parallel
Voltage marking	
Series	110-120 V
Parallel	220-240 V
Rocker switch description	
Function	2-pole, dark not illuminated Marking I - 0
Electrical specifications	Inrush current 51 A 6,000 on-off operations according to UL 1054, TV 5 10,000 on-off operations according to ENEC
Mechanical life	50,000 cycles
Switch ratings	
USA (UL) and Canada (C-UL)	10 A, 125 VAC; 10 A, 250 VAC; 1/3 HP
Europe (ENEC)	10 A (4 A), 250 VAC*

* Value in () relates to the inductive current charge: $\cos \varphi = 0,65$

Typical applications

- | Portable electrical and electronic equipment
- | Consumer goods
- | EDP and office equipment
- | Single-phase power supplies, switch-mode power supplies
- | Test and measurement equipment

Filter selection table

Filter	Rated current @ 40 °C (25 °C) [A]	Leakage current* @ 230 VAC/50 Hz [μA]	Inductance		Capacitance			Resistance R [kΩ]	Output connections 	Fuses** [Qty]	Weight [g]
			L1 [mH]	L2 [mH]	Cx [nF]	Cx1 [nF]	Cy [nF]				
FN 393-1-05-11	1 (1.2)	560	7.5		220	3.3	1000	05-11	1	200	
FN 393-2.5-05-11	2.5 (3)	560	2		220	3.3	1000	05-11	1	200	
FN 393-6-05-11	6 (7.2)	560	0.45		220	3.3	1000	05-11	1	200	
FN 394-1-05-11	1 (1.2)	560	7.5		220	3.3	1000	05-11	2	200	
FN 394-2.5-05-11	2.5 (3)	560	2		220	3.3	1000	05-11	2	200	
FN 394-6-05-11	6 (7.2)	560	0.45		220	3.3	1000	05-11	2	200	
FN 393E-1-05-11	1 (1.2)	560	7.5	0.4	220	3.3	1000	05-11	1	205	
FN 393E-2.5-05-11	2.5 (3)	560	2	0.4	220	3.3	1000	05-11	1	205	
FN 393E-6-05-11	6 (7.2)	560	0.45	0.4	220	3.3	1000	05-11	1	205	
FN 394E-1-05-11	1 (1.2)	560	7.5	0.4	220	3.3	1000	05-11	2	205	
FN 394E-2.5-05-11	2.5 (3)	560	2	0.4	220	3.3	1000	05-11	2	205	
FN 394E-6-05-11	6 (7.2)	560	0.45	0.4	220	3.3	1000	05-11	2	205	
FN 1393-1-05-11	1 (1.2)	797	16		220	100	4.7	05-11	1	210	
FN 1393-2.5-05-11	2.5 (3)	797	8		220	100	4.7	05-11	1	210	
FN 1393-6-05-11	6 (7.2)	797	2.5		220	100	4.7	05-11	1	210	
FN 1393-10-05-11	10 (12)	797	0.6		220	100	4.7	05-11	1	210	
FN 1394-1-05-11	1 (1.2)	797	16		220	100	4.7	05-11	2	210	
FN 1394-2.5-05-11	2.5 (3)	797	8		220	100	4.7	05-11	2	210	
FN 1394-6-05-11	6 (7.2)	797	2.5		220	100	4.7	05-11	2	210	
FN 1394-10-05-11	10 (12)	797	0.6		220	100	4.7	05-11	2	210	

* Maximum leakage under normal operating conditions. Note: if the neutral line is interrupted, worst case leakage could reach twice this level.

** Filters are delivered without fuse.

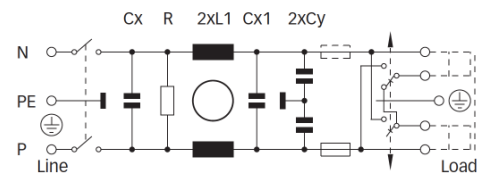
Note: for medical versions please contact your local partner within Schaffner's global network.

Product selector	
FN (1)39xx-y-zz	
05-11:	Faston 6.3 x 0.8mm
1 to 10:	Rated current
Blank:	Standard version
E:	Optional earth line choke
3:	1 fuse (Ø5 x 20mm or Ø6.3 x 32mm)
4:	2 fuses (Ø5 x 20mm or Ø6.3 x 32mm)
Blank:	Standard version
1:	Additional Cx1 capacitor and higher inductivity

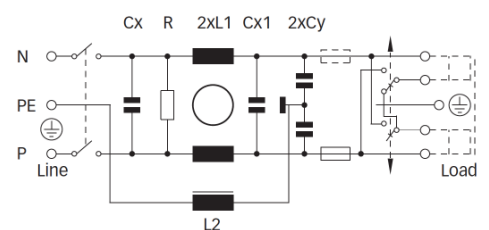
For example: FN 393-1-05-11, FN 394E-2.5-05-11, FN 1394-10-05-11

Typical electrical schematic

Standard types



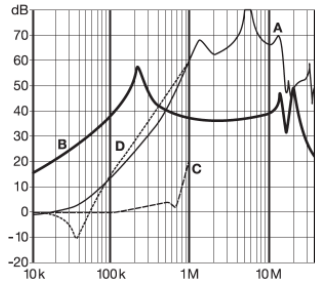
E types



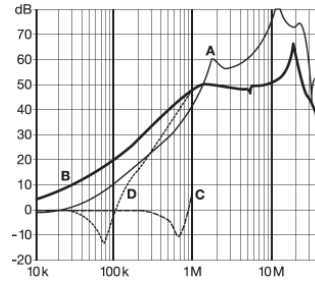
Typical filter attenuation

Per CISPR 17; A = 50 Ω/50 Ω sym; B = 50 Ω/50 Ω asym; C = 0.1 Ω/100 Ω sym; D = 100 Ω/0.1 Ω sym

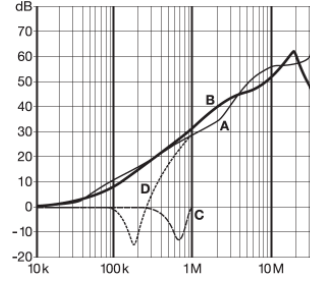
FN 39x: 1 A types



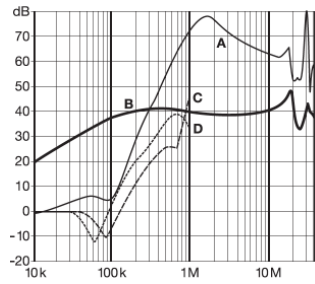
FN 39x: 2.5 A types



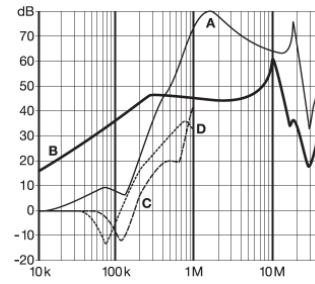
FN 39x: 6 A types



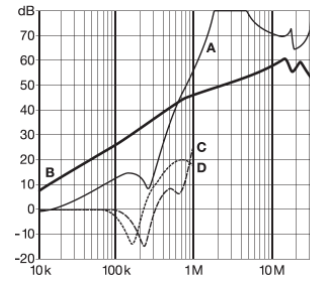
FN 139x: 1 A types



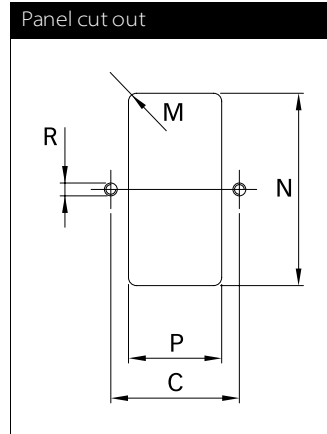
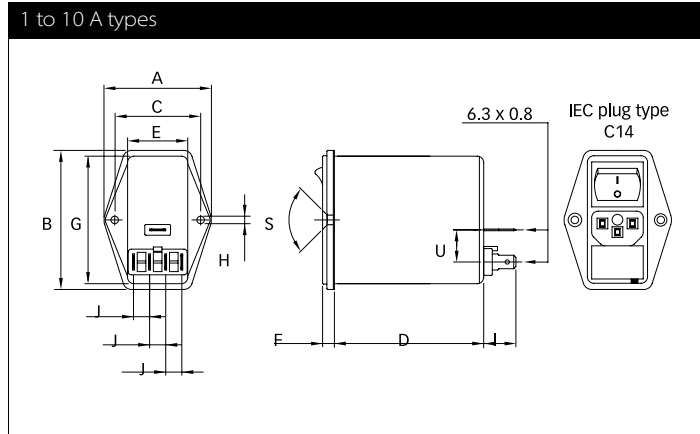
FN 139x: 2.5 A types



FN 139x: 6 and 10 A types



Mechanical data



Dimensions

	1 to 10A	Tolerances
A	50	±0.3
B	65	±0.3
C	40	±0.1
D	69.5	±0.3
E	28	
F	5.5	±0.3
G	59.6	
H	Ø 3.3	
I	15	
J	7.5	
M	R ≤ 2.5	
N	60.00	±0.5
P	29.00	±0.5
R	M3	
S	90°	
U	15	

All dimensions in mm; 1 inch = 25.4 mm
Tolerances according: ISO 2768-m / EN 22768-m

Please visit www.schaffner.com to find more details on filter connections.



Headquarters, global innovation and development center

Switzerland

Schaffner Group

Nordstrasse 11
4542 Luterbach
T +41 32 6816 626
F +41 32 6816 630
info@schaffner.com
<http://www.schaffner.com>



Sales and application centers

China

Schaffner EMC Ltd. Shanghai

T20-3, No 565 Chuangye Road
Pudong New Area
201201 Shanghai
T +86 21 3813 9500
F +86 21 3813 9501 / 02
cschina@schaffner.com
<http://www.schaffner.com.cn/>

Finland

Schaffner Oy

Sauvonrinne 19 H
08500 Lohja
T +358 19 35 72 71
finlandsales@schaffner.com

France

Schaffner EMC S.A.S.

112, Quai de Bezons
Boîte postale 133
95103 Argenteuil
T +33 1 34 34 30 60
F +33 1 39 47 02 28
francesales@schaffner.com

Germany

Schaffner Deutschland GmbH

Schoemperlenstrasse 12B
76185 Karlsruhe
T +49 721 56910
F +49 721 569110
germanysales@schaffner.com

Italy

Schaffner EMC S.r.l.

Via Galileo Galilei 47
20092 Cinisello Balsamo (MI)
T +39 02 66 04 30 45/47
F +39 02 61 23 943
italysales@schaffner.com

Japan

Schaffner EMC K.K.

1-32-12, Kamiyama, Setagaya-ku
7F Mitsui-seimei Sangenjaya Bldg.
154-0011 Tokyo
T +81 3 5712 3650
F +81 3 5712 3651
japansales@schaffner.com
<http://www.schaffner.jp>

Singapore

Schaffner EMC Pte Ltd.

Blk 3015A Ubi Road 1
05-09 Kampong Ubi Industrial Estate
408705 Singapore
T +65 6377 3283
F +65 6377 3281
singaporesales@schaffner.com

Spain

Schaffner EMC España

Calle Caléndula 93
Miniparc III, Edificio E
El Soto de la Moraleja
Alcobendas
28109 Madrid
T +34 618 176 133
spainsales@schaffner.com

Sweden

Schaffner EMC AB

Turebergstorg 1, 6
19147 Sollentuna
T +46 8 5792 1121 / 22
F +46 8 92 96 90
swedensales@schaffner.com

Switzerland

Schaffner EMV AG

Nordstrasse 11
4542 Luterbach
T +41 32 6816 626
F +41 32 6816 641
sales@schaffner.ch

Taiwan R.O.C.

Schaffner EMV Ltd.

6 Floor, No. 413
Rui Guang Road
114 Neihu District Taipei City
T +886 2 87525050
F +886 2 87518086
taiwansales@schaffner.com

Thailand

Schaffner EMC Co. Ltd.

Northern Region Industrial Estate
67 Moo 4 Tambon Ban Klang
Amphur Muang P.O. Box 14
51000 Lamphun
T +66 53 58 11 04
F +66 53 58 10 19
thailandsales@schaffner.com

UK

Schaffner Ltd.

5 Ashville Way
Molly Millars Lane
Wokingham
RG41 2PL Berkshire
T +44 118 9770070
F +44 118 9792969
uksales@schaffner.com
<http://www.schaffner.uk.com>

USA

Schaffner EMC Inc.

52 Mayfield Avenue
08837 Edison, New Jersey
T +1 800 367 5566
T +1 732 225 9533
F +1 732 225 4789
usasales@schaffner.com
<http://www.schaffner.com/us>

Schaffner MTC LLC

6722 Thirlane Road
24019 Roanoke, Virginia
T +1 276 228 7943
F +1 276 228 7953
<http://www.schaffner-mtc.com>

Schaffner Trencos LLC

2550 Brookpark Road
44134 Cleveland, Ohio
T +1 216 741 5282
F +1 216 741 4860
www.schaffner-trencos.com

To find your local partner within Schaffner's global network: www.schaffner.com

© 2014 Schaffner Group

The content of this document has been carefully checked and understood. However, neither Schaffner nor its subsidiaries assume any liability whatsoever for any errors or inaccuracies of this document and the consequences thereof. Published specifications are subject to change without notice. Product suitability for any area of application must ultimately be determined by the customer. In all cases, products must never be operated outside their published specifications. Schaffner does not guarantee the availability of all published products. This disclaimer shall be governed by substantive Swiss law and resulting disputes shall be settled by the courts at the place of business of Schaffner Holding AG. Latest publications and a complete disclaimer can be downloaded from the Schaffner website. All trademarks recognized.