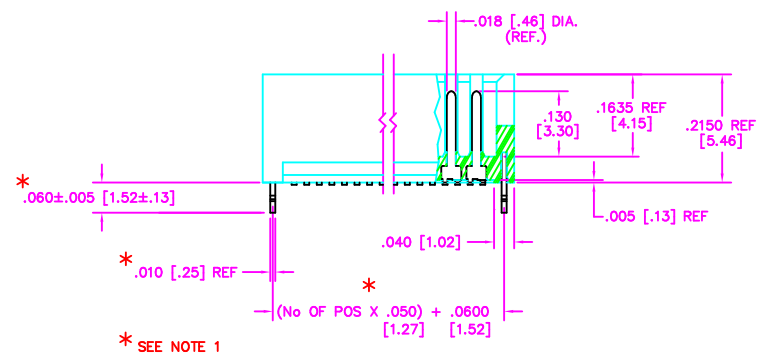
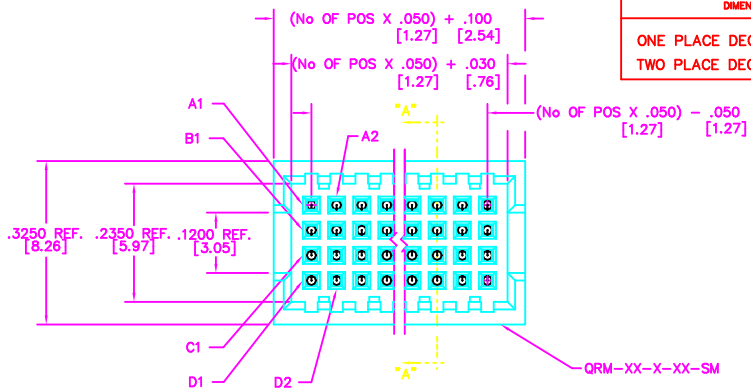
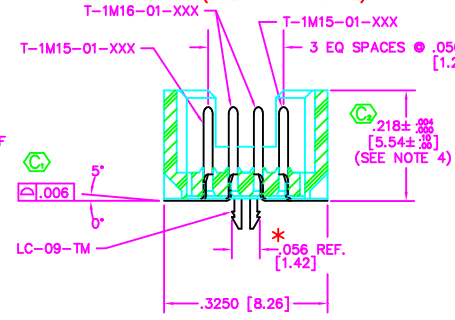


DIMENSIONS ARE IN INCHES		UNLESS OTHERWISE NOTED	
TOLERANCES ARE:		ANGLES	
ONE PLACE DECIMALS ± .1	THREE PLACE DECIMALS ± .005	± 5°	
TWO PLACE DECIMALS ± .01	FOUR PLACE DECIMALS ± .0020		

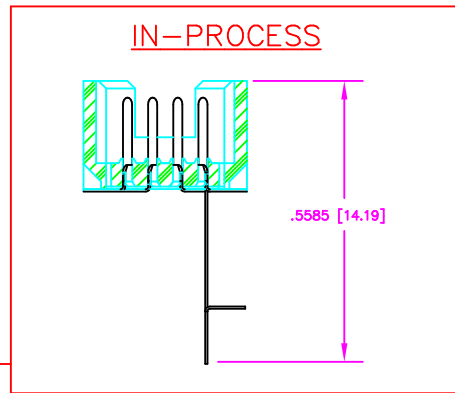
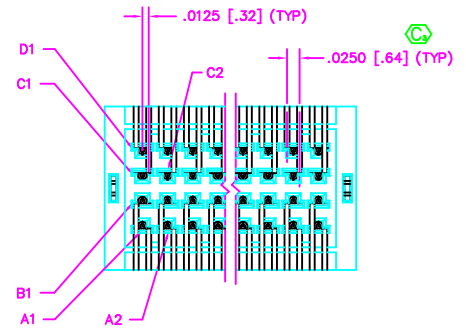


- MOLC-1XX-XX-XXX-X-XX-X
- No. OF POSITIONS
 -05 THRU -50
- LEAD STYLE
 -02: SURFACE MOUNT
- OPTION
 -P: PICK AND PLACE PAD (USE PPP-19)
 -TR: TAPE & REEL
- OPTION
 -LC: LOCKING CLIP (USE LC-09-TM)
- BODY SPECIFICATION
 -Q: 4 ROW (USE QRM-XX-Q-01-SM)
- PLATING SPECIFICATIONS
- AA -S: SELECTIVE GOLD, TIN ON THE TAIL (USE T-1MXX-01-S)
 - AA -H: HEAVY GOLD ON POSTS, FLASH GOLD ON TAIL (USE T-1MXX-01-H)
 - AA -STL: SELECTIVE GOLD, TIN/LEAD ON THE TAIL (USE T-1MXX-01-STL)
 - SM: GOLD SELECTIVE, MATTE TIN TAIL (USE T-1MXX-01-S)
 - AA -L: LIGHT SELECTIVE GOLD, MATTE TIN TAIL (USE T-1MXX-01-L)

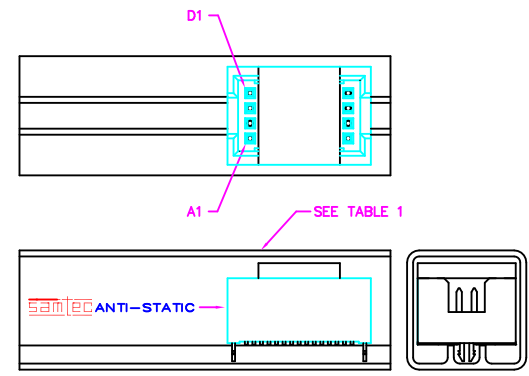


SECT: "A-A"

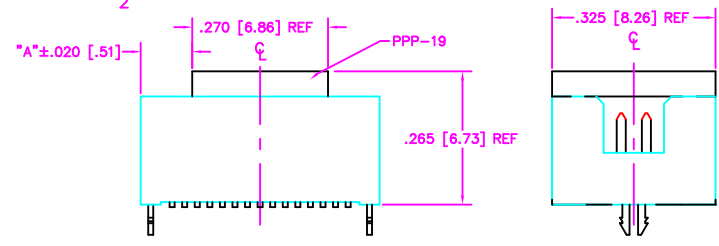
- NOTES:
- DIMENSIONS PERTAIN TO -LC OPTION ONLY.
 - INSULATOR MATERIAL: VECTRA E130
 - TERMINAL MATERIAL: ".0045" BeCu 1/2 HARD 172, HEAT TREATED.
 - DIMENSION TO BE MEASURED AT BEND OF THE LEAD, AND LEADS MUST REST ON PLASTIC RIBS.
 - ⊕ REPRESENTS CRITICAL DIMENSION FOR



OPTION	TUBE	PLUG
BLANK, -LC	PT-1-24-04-38	TP-03
-P	PT-1-24-03-38	TP-03



$$"A" = \frac{(\text{NO. OF POS. X } .050 [1.27]) + .100 [2.54]}{2} - .135$$



-P: PICK AND PLACE PAD

PROPRIETARY NOTE
 THIS DOCUMENT CONTAINS INFORMATION CONFIDENTIAL AND PROPRIETARY TO SAMTEC INC. AND SHALL NOT BE REPRODUCED OR TRANSFERRED TO OTHER DOCUMENTS OR DISCLOSED TO OTHERS OR USED FOR ANY PURPOSE OTHER THAN THAT FOR WHICH IT WAS OBTAINED WITHOUT THE EXPRESSED WRITTEN CONSENT OF SAMTEC INC.

MATERIAL:
 INSULATOR: LIQUID CRYSTAL POLYMER
 CONTACT: PHOSPHOR BRONZE



520 PARK EAST BLVD. NEW ALBANY, INDIANA 47150
 PHONE (812) 944-6733 P.O. BOX 1147
 CODE 55322